

SANPU

LED POWER SUPPLY

恒压LED开关电源

CONSTANT VOLTAGE LED SWITCHING POWER SUPPLY





# WELCOME

## 关于我们 ABOUT US

深圳市山普智能科技有限公司是一家集科研、生产、销售于一体的高科技企业，专业研发、生产和销售LED专用电源及其它相关产品，拥有ISO质量管理体系及明确的经营理念、先进的生产检测设备、雄厚的技术力量和产品开发能力；成熟的生产工艺、完善的售后服务和技术支持。我们产品的种类在不断细分深化，生产更趋专业化、国际化、以适应不同方面的市场需求。

公司生产的开关电源广泛应用于LED显示屏、数码管、路灯、照明等领域。具有浪涌保护；高效率、低温升、过压、过载、过热保护功能；内置EMI滤波电路，干扰小等特点，产品质量可靠，运行稳定，深受广大用户的一致好评。经过多年的运营和发展，市场网络已具规模。我公司以“质量求生存，效率求发展”为宗旨，目前已通过外观专利14个，实用新型专利10个。率先通过了CCC、UL、BIS、TUV、CE、ROHS、ISO等国际质量认证，产品远销亚洲、欧洲等国家。

公司全体员工始终秉承着“诚信、创新、进取”的经营理念：执行“品质第一、以客为尊”的政策，替客户创造竞争优势与企业价值。您的需求就是我们的追求，公司热忱期待与您共谋发展、共创商机！

Shenzhen SANPU Intelligent Technology Co., Ltd. (SANPU), established in 2005, specialized in manufacturing of LED Switching Mode Power Supply(SMPS). We are high-tech enterprise integrated with R&D, manufacturing, selling and after-sales of SMPS. With ISO quality management system, reliable quality warranty systems, advanced production and testing equipment, professional technical and R&D capability, we assure you high quality products, best after sales warranty services and professional technical support.

Switching Mode Power Supply(SMPS) are widely used in LED strip lights, panel lights, fluorescent tube, street light and other light fields. Our SMPS have Surge Protection, Over-load, Over-voltage, Over-temperature and Short-circuit Protections. They are small sized and high efficiency with built-in EMI ripple filter.

Continuously we are deepening and subdividing our products range to make it better to meet different market requirements. Currently we have 3000m<sup>2</sup> production area and 500 skilled workers in total. To better meet clients requirement, we offer customized manufacturing (OEM&ODM) based on reasonable quantity. At present, 14 patents for appearance and 10 patents for utility models have been passed. Products are CE, ROHS, CCC, UL, BIS, TUV, ISO certified generally and widely exported to Asia, Europe and other areas.

We are keeping stick to the company policy of Quality First and Clients Friendly, hoping to jointly developing together with you.



CPST-2.4G恒压调光电源



CL-超薄长条型室内开关电源



PS-普通室内开关电源



CPS超薄室内开关电源



防雨开关电源升级款



防雨开关电源



CLPS-超薄防水开关电源



NL-普通长条室内开关电源



PC-胶壳防尘开关电源



CRS0/10V 三合一调光电源



CLL-灯箱专用开关电源



LP-胶壳防水开关电源



CLP超薄胶壳防水单组输出开关电源







# PRODUCT MODEL

## 产品型号

- PS-普通室内开关电源  
PS-Indoor Power Supply IP20
- CPS超薄室内开关电源  
CPS-Indoor Ultra Thin Power Supply IP20
- NL-普通长条室内开关电源  
NL-Indoor Slim Power Supply IP20
- CL-超薄长条型室内开关电源  
CL-Slim and Ultra Thin Power Supply IP20
- CPST-2.4G恒压调光电源  
CPST-2.4G Constat Voltage Dimmable Power Supply
- CRS0/10V 三合一调光电源  
CRS-0/10V 3-in-1 Dimmable Power Supply
- PC-胶壳防尘开关电源  
PC-Dustproof Power Supply IP40
- CLL-灯箱专用开关电源  
CLL-Lighting Box Power Supply
- CLPS-超薄防水开关电源  
CLPS-slim Waterproof Power Supply IP67
- Lp-胶壳防水开关电源  
LP-Plastic IP67 Waterproof Power Supply
- CLP超薄胶壳防水单组输出开关电源  
CLP Ultra-thin Rubber Shell Waterproof Single Output Switching Power Supply
- 防雨开关电源  
Rain-proof switching power supply





# NAME ENCODING 产品命名规则



W宽电压输入100-240VAC Input  
H单电压输入175-240VAC Input

**PS60-W1V12T**  
**H**


产品系列  
Series name

额定输出电压V  
Output voltage

额定功率  
Rated wattage

# OUR QUALIFICATIONS

## 我们的资质




# OUR QUALIFICATIONS

## 我们的资质







# PS-INDOOR POWER SUPPLY IP20 PS-普通室内开关电源



## 产品功能特点 PRODUCT FUNCTIONAL CHARACTERISTICS

1. 普通室内开关电源  
Indoor power supply IP20
2. 功率范围从15 W到600W  
Power range from 15W to 600W
3. 足功率，高效率  
High efficiency with sufficient power
4. 出厂前2小时100%满载老化测试  
2 hours 100% full-load burn-in test before shipping
5. 过压，过载，过温，短路保护  
OVP, OLP, OTP and short circuit protection programmed
6. CE ROHS 认证  
CE and ROHS certified

## 产品参数规格 PRODUCE UNDER THIS TYPE

型号 MODEL	防护等级 IP	瓦数 POWER	输入电压/交流 Vin/AC	输出电压/直流 Vout/DC	尺寸/毫米 SIZE/MM	装箱数/台 PCS/CTN
PS15-W1V	20	15	100-240	12/24	85*58*38	93
PS25-W1V	20	25	100-240	12/24	85*58*38	93
PS36-W1V	20	36	100-240	5/12/24	85*58*38	93
PS60-W1V	20	60	100-240	5/12/24	111*78*36	120
PS100-W1V	20	100	100-240	5/12/24	129*98*40	63
PS150-W1V	20	150	100-240	12/24	159*99*49	48
PS250-H1V	20	250	175-240	12/24	160*98.3*49.3	48
PS300-H1V	20	300	175-240	5	199*98.5*50	36
PS350-H1V	20	350	175-240	12/24	199*98.5*50	36
PS400-H1V	20	400	175-240	12/24	199*98.5*50	36
PS600-H1V	20	600	175-240	12/24	199*98.5*50	36

## 产品功能特点

PRODUCT FUNCTIONAL CHARACTERISTICS

### 1.超薄室内开关电源

Indoor ultra thin power supply IP20.

### 2.功率范围从60 W到400W

Power range from 60W to 400W

### 3.足功率，高效率

High efficiency with sufficient power

### 4.出厂前2小时100%满载老化测试

2 hours 100% full-load burn-in test before shipping

### 5.过压，过载，过温，短路保护

OVP,OLP,OTP and short circuit protection programmed

### 6.CE ROHS 认证

CE and ROHS certified

## CPS-INDOOR ULTRA THIN POWER SUPPLY IP20

# CPS-超薄室内开关电源



## 产品参数规格

PRODUCE UNDER THIS TYPE

型号 MODEL	防护等级 IP	瓦数 POWER	输入电压/交流 Vin/AC	输出电压/直流 Vout/DC	尺寸/毫米 SIZE/MM	装箱数/台 PCS/CTN
CPS60-W1V	20	60	100-240	12/24	110.57*78*30	66
CPS100-W1V	20	100	100-240	12/24	129*97.9*30	42
CPS150-W1V	20	150	100-240	5/12/24	160*98*30	40
CPS250-H1V	20	250	175-240	5/12/24	160*98*30	40
CPS350-H1V	20	350	115-230	12/24	215*105*29.5	27
CPS400-H1V	20	400	115-230	12/24	215*105*29.5	27

# NL-INDOOR SLIM POWER SUPPLY IP20

## NL-普通长条室内开关电源



### 产品功能特点

PRODUCT FUNCTIONAL CHARACTERISTICS

- 1.普通长条室内开关电源  
Indoor slim power supply IP20
- 2.功率范围从35 W到300W  
Power range from 35W to 300W
- 3.足功率，高效率  
High efficiency with sufficient power
- 4.出厂前2小时100%满载老化测试  
2 hours 100% full-load burn-in test before shipping
- 5.过压，过载，过温，短路保护  
OVP,OLP,OTP and short circuit protection programmed
- 6.CE ROHS 认证  
CE and ROHS certified

### 产品参数规格

PRODUCE UNDER THIS TYPE

型号 MODEL	防护等级 IP	瓦数 POWER	输入电压/交流 Vin/AC	输出电压/直流 Vout/DC	尺寸/毫米 SIZE/MM	装箱数/台 PCS/CTN
NL35-W1V	20	35	100-240	12/24	113*42*30.3	115
NL60-W1V	20	60	100-240	12/24	157*42*30	74
NL100-W1V	20	100	100-240	12/24	178*48.3*34.5	56
NL150-W1V	20	50	100-240	12/24	200*58*36	36
NL200-H1V	20	200	175-240	12/24	223*70*39	30
NL250-H1V	20	250	175-240	12/24	223*70*39	30
NL300-H1V	20	300	175-240	12/24	223*70*39	30

## 产品功能特点

PRODUCT FUNCTIONAL CHARACTERISTICS

### 1. 超薄室内开关电源

Slim and ultra thin power supply IP20.

### 2. 功率范围从60 W到300W

Power range from 60W to 400W

### 3. 足功率，高效率

High efficiency with sufficient power

### 4. 出厂前2小时100%满载老化测试

2 hours 100% full-load burn-in test before shipping

### 5. 过压，过载，过温，短路保护

OVP,OLP,OTP and short circuit protection programmed

### 6. CE ROHS 认证

CE and ROHS certified

## CL-SLIM AND ULTRA THIN POWER SUPPLY IP20 CL-超薄长条型室内开关电源



## 产品参数规格


PRODUCE UNDER THIS TYPE

型号 MODEL	防护等级 IP	瓦数 POWER	输入电压/交流 Vin/AC	输出电压/直流 Vout/DC	尺寸/毫米 SIZE/MM	装箱数/台 PCS/CTN
CL60-W1V	20	60	100-240	12/24	105*50*28	70
CL100-W1V	20	100	100-240	12/24	139*55*28	40
CL150-W1V	20	150	100-240	12/24	178*61*28	60
CL200-H1V	20	200	175-240	5	215*61.7*30.8	44
CL200-H1V	20	200	175-240	12/24	178*61*28	60
CL250-H1V	20	250	175-240	12/24	215*61.7*30.8	44
CL300-H1V	20	300	175-240	12/24	215*61.7*30.8	44



# CPST-2.4G CONSTAT VOLTAGE DIMMABLE POWER SUPPLY

## CPST-2.4G恒压调光电源



### 产品功能特点

PRODUCT FUNCTIONAL CHARACTERISTICS

1. 2.4G恒压调光源  
2.4G Constat vpltage dinnable power supply
2. 功率范围从100 W到200W  
Power range from 100W to 200W
3. 足功率，高效率  
High efficiency with sufficient power
4. 出厂前2小时100%满载老化测试  
2 hours 100% full-load burn-in test before shipping
5. 过压，过载，过温，短路保护  
OVP,OLP,OTP and short circuit protection programmed
6. CE ROHS 认证  
CE and ROHS certified

### 产品参数规格

PRODUCE UNDER THIS TYPE

型号 MODEL	防护等级 IP	瓦数 POWER	输入电压/交流 Vin/AC	输出电压/直流 Vout/DC	尺寸/毫米 SIZE/MM	装箱数/台 PCS/CTN
CPST100-W1V	20	100	100-240	24V	129*98*30	42
CPST150-W1V	20	150	100-240	24V	160*98*30	40
CPST200-H1V	20	200	175-240	24V	160*98*30	40

## 产品功能特点

PRODUCT FUNCTIONAL CHARACTERISTICS

1. 0/10V 三合一调光电源  
0/10V 3-IN-1 DIMMABLE POWER SUPPLY
2. 功率范围从60 W到250W  
Power range from 60W to 200W
3. 集成三种调光方式:可控硅, 1/10V, PWM信号  
3-in-1 Dimming ways: Silicon control, 1-10V, PWM signal
4. 兼容前后切可控硅调光器  
Compatible with before&after change silica control dimmer
5. 出厂前2小时100%满载老化测试  
2 hours 100% full-load burn-in test before shipping
6. 过压, 过载, 过温, 短路保护  
OVP, OLP, OTP and short circuit protection programmed
7. CE ROHS 认证  
CE and ROHS certified

## CRS-0/10V 3-IN-1 DIMMABLE POWER SUPPLY CRS-0/10V 三合一调光电源



## 产品参数规格

PRODUCE UNDER THIS TYPE

型号 MODEL	防护等级 IP	瓦数 POWER	输入电压/交流 Vin/AC	输出电压/直流 Vout/DC	尺寸/毫米 SIZE/MM	装箱数/台 PCS/CTN
CRS60-W1V	20	60	100-240	12/24	230*50*30	44
CRS100-W1V	20	100	100-240	12/24	230*50*30	44
CRS150-W1V	20	150	100-240	12/24	287*50*30	44
CRS200-H1V	20	200	175-240	12/24	287*50*30	44
CRS250-H1V	20	200	175-240	12/24	287*50*30	44

## PC-DUSTPROOF POWER SUPPLY IP40 PC-胶壳防尘开关电源



### 产品功能特点 PRODUCT FUNCTIONAL CHARACTERISTICS

1. PC-胶壳防尘开关电源  
PC-dustproof power supply Ip40
2. 功率范围从7 W到60W  
Power range from 7W to 60W
3. 足功率，高效率  
High efficiency with sufficient power
4. 出厂前2小时100%满载老化测试  
2 hours 100% full-load burn-in test before shipping
5. 过压，过载，过温，短路保护  
OVP, OLP, OTP and short circuit protection programmed
6. CE ROHS 认证  
CE and ROHS certified

### 产品参数规格 PRODUCE UNDER THIS TYPE

型号 MODEL	防护等级 IP	瓦数 POWER	输入电压/交流 Vin/AC	输出电压/直流 Vout/DC	尺寸/毫米 SIZE/MM	装箱数/台 PCS/CTN
PC7-W1V	40	7	100-240	12	100*29.5*22	210
PC15-W1V	40	15	100-240	12/24	100*29.5*22	210
PC35-W1V	40	35	100-240	12/24	145*37*22	80
PC60-W1V	40	60	100-240	12/24	175.5*42*24	100

## 产品功能特点

PRODUCT FUNCTIONAL CHARACTERISTICS

### 1. 灯箱专用开关电源

CLL-Lighting Box Power Supply

### 2. 功率范围从60 W到250W

Power range from 60W to 250W

### 3. 足功率，高效率

High efficiency with sufficient power

### 4. 出厂前2小时100%满载老化测试

2 hours 100% full-load burn-in test before shipping

### 5. 过压，过载，过温，短路保护

OVP, OLP, OTP and short circuit protection programmed

### 6. CE ROHS 认证

CE and ROHS certified

## CLL-LIGHTING BOX POWER SUPPLY

## CLL-灯箱专用开关电源



## 产品参数规格

PRODUCE UNDER THIS TYPE

型号 MODEL	防护等级 IP	瓦数 POWER	输入电压/交流 Vin/AC	输出电压/直流 Vout/DC	尺寸/毫米 SIZE/MM	装箱数/台 PCS/CTN
CLL60-W1V	20	60	100-240	12/24	318*18*15	***
CLL150-W1V	20	150	100-240	12/24	230*55*21	***
CLL250-H1V	20	250	175-240	12/24	272*55*21	***

# CLPS-SLIM WATERPROOF POWER SUPPLY IP67 CLPS-超薄防水开关电源



## 产品功能特点 PRODUCT FUNCTIONAL CHARACTERISTICS

- 1.超薄防水开关电源  
Slim Waterproof Power Supply Ip67
- 2.功率范围从60 W到300W  
Power range from 60W to 300W
- 3.足功率，高效率  
High efficiency with sufficient power
- 4.出厂前2小时100%满载老化测试  
2 hours 100% full-load burn-in test before shipping
- 5.过压，过载，过温，短路保护  
OVP,OLP,OTP and short circuit protection programmed
- 6.CE ROHS 认证  
CE and ROHS certified

## 产品参数规格 PRODUCE UNDER THIS TYPE

型号 MODEL	防护等级 IP	瓦数 POWER	输入电压/交流 Vin/AC	输出电压/直流 Vout/DC	尺寸/毫米 SIZE/MM	装箱数/台 PCS/CTN
CLPS60-W1V12	67	60	100-240	12/24	168*60.5*18	72
CLPS100-W1V	67	100	100-240	12/24	178*60.5*18	72
CLPS120-W1V	67	120	100-240	12/24	178*60.5*18	72
CLPS150-W1V	67	150	100-240	12/24	207*59*32.3	35
CLPS200-H1V	67	200	175-240	12/24	237.8*59*32.3	32
CLPS250-H1V	67	250	175-240	12/24	240*70*32.3	20
CLPS300-H1V	67	300	175-240	12/24	240*70*32.3	20



## 产品功能特点

PRODUCT FUNCTIONAL CHARACTERISTICS

### 1. 胶壳防水开关电源

Plastic IP67 Waterproof Power Supply

### 2. 功率范围从12 W到150W

Power range from 12W to150W

### 3. 足功率，高效率

High efficiency with sufficient power

### 4. 出厂前2小时100%满载老化测试

2 hours 100% full-load burn-in test before shipping


### 5. 过压，过载，过温，短路保护

OVP,OLP,OTP and short circuit protection programmed

### 6. CE ROHS 认证

CE and ROHS certified

## LP-PLASTIC IP67 WATERPROOF POWER SUPPLY LP-胶壳防水开关电源



## 产品参数规格

PRODUCE UNDER THIS TYPE

型号 MODEL	防护等级 IP	瓦数 POWER	输入电压/交流 Vin/AC	输出电压/直流 Vout/DC	尺寸/毫米 SIZE/MM	装箱数/台 PCS/CTN
LP12-W1V	67	12	100-240	12	139*30*22	137
LP20-W1V	67	20	100-240	12/24	139*30*22	137
LP35-W1V	67	35	100-240	12/24	151*40*30	80
LP60-W1V	67	60	100-240	12/24	165*42*32	70
LP75-W1V	67	75	100-240	12/24	165*42*32	70
LP100-W1V	67	100	100-240	12/24	192*52*37	44
LP120-W1V	67	120	100-240	12/24	192*52*37	44
LP150-W1V	67	150	100-240	12/24	192*52*37	44

CLP ULTRA-THIN RUBBER SHELL WATERPROOF  
SINGLE OUTPUT SWITCHING POWER SUPPLY

CLP超薄胶壳防水单组输出开关电源



产品功能特点

PRODUCT FUNCTIONAL CHARACTERISTICS

- 1.超薄胶壳防水单组输出开关电源  
Ultra-thin rubber shell waterproof single output switching power supply
- 2.功率范围从60W到150W  
Power range from 60W to 150W
- 3.足功率，高效率  
High efficiency with sufficient power
- 4.出厂前2小时100%满载老化测试  
2 hours 100% full-load burn-in test before shipping
- 5.过压，过载，过温，短路保护  
OVP,OLP,OTP and short circuit protection programmed
- 6.CE ROHS 认证  
CE and ROHS certified

产品参数规格 PRODUCE UNDER THIS TYPE

型号 MODEL	防护等级 IP	瓦数 POWER	输入电压/电流 Vin/AC	输出电压/电流 Vout/DC	散热器 HEAT SINK	尺寸/毫米 SIZE/MM	单台净重/千克 N.W/PCS	装箱数/台 PCS/CTN	外箱尺寸/毫米 SIZE/CTN
CLP60-W1V	67	60	100-240	12/24	Heatsilicone	168*60.5*18	0.327	82	415*380*200
CLP100-W1V	67	100	100-240	12/24	Heatsilicone	178*60.5*18	0.349	72	415*380*200
CLP150-W1V	67	150	100-240	12/24	Heatsilicone	207*59*32.3	0.667	35	430*278*250

## 产品功能特点

PRODUCT FUNCTIONAL CHARACTERISTICS

### 1. 防雨开关电源

Rain-proof switching power supply

### 2. 功率范围从150W到400W

Power range from 150W to 400W

### 3. 足功率，高效率

High efficiency with sufficient power

### 4. 出厂前2小时100%满载老化测试

2 hours 100% full-load burn-in test before shipping

### 5. 过压，过载，过温，短路保护

OVP, OLP, OTP and short circuit protection programmed

### 6. CE ROHS 认证

CE and ROHS certified

## RAIN-PROOF SWITCHING POWER SUPPLY 防雨开关电源



## 产品参数规格

PRODUCE UNDER THIS TYPE

型号 MODEL	防护等级 IP	瓦数 POWER	输入电压/交流 Vin/AC	输出电压/直流 Vout/DC	尺寸/毫米 SIZE/MM	装箱数/台 PCS/CTN
FXX350-H1V	44	350	175-240	12/24	220*109*50	36
FXX400-H1V	44	400	175-240	12/24	220*109*50	36
CFX150-W1V	65	150	100-240	12/24	153*80*32.39	30
CFX350-H1V	65	350	175-240	12/24	218*110*32.39	14
CFX400-H1V	65	400	175-240	12/24	218*110*32.39	14

# 深圳市山普智能科技有限公司

SHENZHEN SANPU INTELLIGENT TECHNOLOGY CO.,LTD

地址：深圳市宝安航城大道华丰世纪科技园B3栋5楼

ADD:5/F,B3 Buliding,HuaFeng Shiji Industrial park,shenzhen

电话(Eel): 0755-23060905 传真(Fax):0755-23041269

Web: [www.sanpupower.com](http://www.sanpupower.com) E-mail: [Info@sanpupower.com](mailto:Info@sanpupower.com)

