

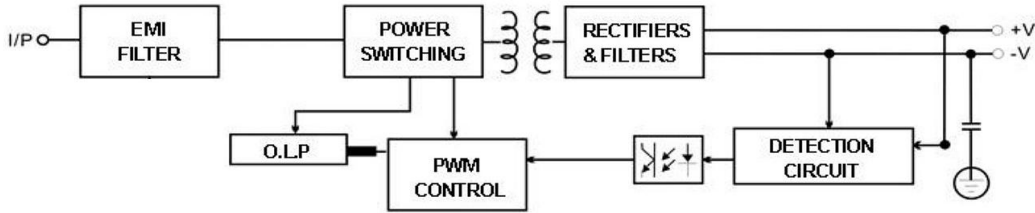


- Features:
- 100-240V AC input
- Good heat ability
- 100% full load bur-in test
- Protection: OTP,OLP,OVP,SCP
- Intend for LED lightings
- CE ROHS Certified
- 2 year warranty


Specifications

	Product Code	CLL100-W1V12	CLL100-W1V24
Output	DC Voltage	12V	24V
	Voltage tolerance	±2%	±2%
	Rated Current	5A	2.5A
	Rated Power	100W	100W
	Max Power	110W	110W
	Ripple & Noise	≤100mVp-p	≤150mVp-p
	Set-up, Rise, Hold-up Time	1500ms, 30ms / 230VAC	
Input	Input voltage range	100-240 VAC	
	AC Current	0.9A / 230VAC	
	Efficiency	85%	
	Quiescent current	≤100mA/230VAC	
Protection	Over Load	Above 110%-130% of rated power Shut-down output voltage, auto recovery after fault condition is removed	
	Over Voltage	Above Max. Voltage (105% of rated voltage) Shut-down output voltage, auto recovery after fault condition is removed	
	Over Temperature	Over 130°C detected on main IC control Shut-down output voltage, auto recovery after fault condition is removed	
Ambiant	Working Temp. & humidity	"-40°C~+60°C, 20%~90%RH	
	Storage temp. & humidity	"-40°C~+85°C, 10%~95%RH	
Withstand voltage		I/P-O/P: 3KVAC/1min; I/P-F/G: 1.5KVAC/1min; O/P-F/G: 0.5KVAC/1min;	
Tesings	Safety	GB4943 ;IEC60950-1; EN60950-1	
	EMC	EN55032:2015/AC:2016 EN61000-3-2:2014 EN61000-3-3:2013	
	LVD	EN60950-1:2006+A11:2009+A1:2010+A12:2011+A2:2013	
Other	Casing Material	Aluminum	
	Cooling Method	Free air cooling	
	Demension(L*W*H)	315*32*20mm (L*W*H)	
	Weight	0.25kg/80pcs/20kg/CTN	
Note	1, The above mentioned data were measured at 230VAC input and 25°C. 2, Dis-connect the AC input before checking any mal-phenomenons. 3, Make sure the INPUT&OUPUT were in right situation before connected to power supply. 4, Datesheet for reference only. We suggest you take sampling before mass orders.		

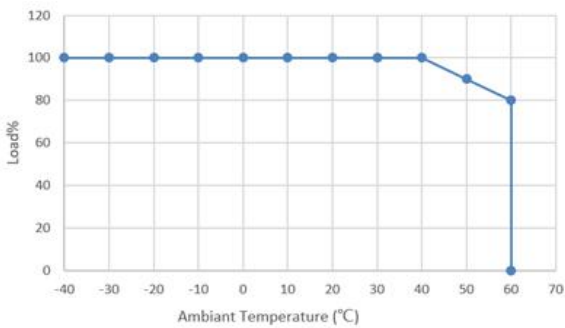
■ Block Diagram



■ Mechanical Specification



■ Temperature Derating Curve



■ Output Load VS Input Voltage

