

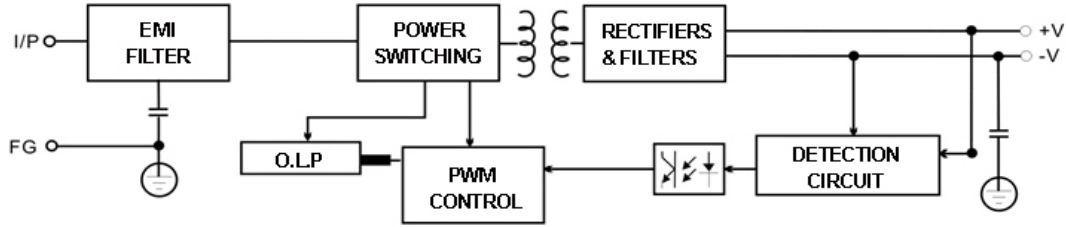


- Features:
- 175-240V AC input
- Single Output
- 85% high efficiency
- 100% full load bur-in test
- Protection: OTP,OLP,OVP,SCP
- CE ROHS Certified
- 3 year warranty

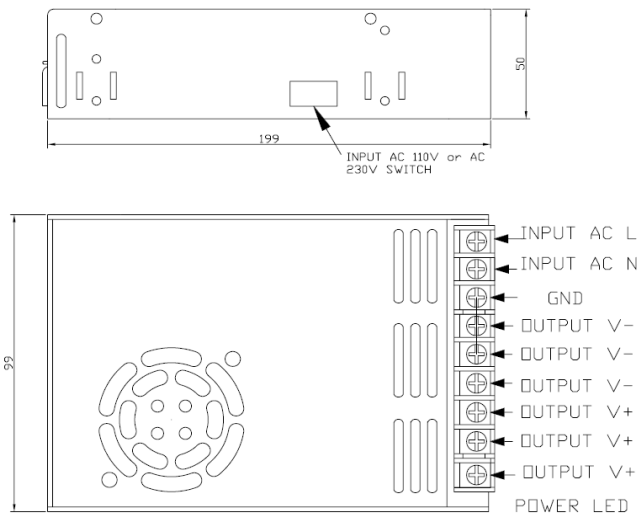
Specifications

Product Code		PS400-H1V12	PS400-H1V24
Output	DC Voltage	12V	24V
	Rated Current	33.3A	16.6A
	Current Range	0~33.3A	0~16.6A
	Voltage tolerance	±5%	±5%
	Rated Power	400W	400W
	Ripple & Noise	<120mVp-p	<240mVp-p
	Set-up, Rise Time	1500ms, 30ms / 230VAC	
Input	Input voltage range	175-240 VAC	
	Frequency Range	50~60Hz	
	AC Current	3.6A / 230VAC	
	Efficiency	85%	88%
	PF	0.6	
Protection	Over Load	Above 110%-150% of rated power Shut-down output voltage, auto recovery after fault condition is removed	
	Over Voltage	Above Max. Voltage (105% of rated voltage) Shut-down output voltage, auto recovery after fault condition is removed	
	Over Temperature	Over 130°C detected on main IC control Shut-down output voltage, auto recovery after fault condition is removed	
Ambiant	Working Temp. & humidity	"-20°C~+60°C, 20%~90%RH	
	Storage temp. & humidity	"-40°C~+85°C, 10%~95%RH	
Tesings	Withstand voltage	I/P-O/P: 1.5KVAC/1min; I/P-F/G: 1.5KVAC/1min; O/P-F/G: 0.5KVAC/1min;	
	Safety	GB4943 ;IEC60950-1; EN60950-1	
	EMC	EN55032:2015/AC:2016 EN61000-3-2:2014 EN61000-3-3:2013 EN55024:2010+A1:2015	
	LVD	EN60950-1:2006+A11:2009+A1:2010+A12:2011+A2:2013	
Other	Lifespan	20000hrs	
	Demension(L*W*H)	199*99*50mm	
	Packing	0.8kg/pcs, 36pcs/27kg/CTN	
Note	1, The above mentioned data were measured at 230VAC input and 25°C. 2, Dis-connect the AC input before checking any mal-phenomenons. 3, Make sure the INPUT&OUPUT were in right situation before connected to power supply. 4, Datesheet for reference only. We suggest you take sampling before mass orders.		

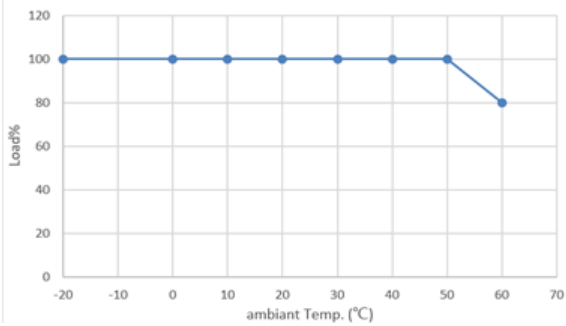
■ Block Diagram



■ Mechanical Specification



■ Temperature Derating Curve



■ Output Load VS Input Voltage

