

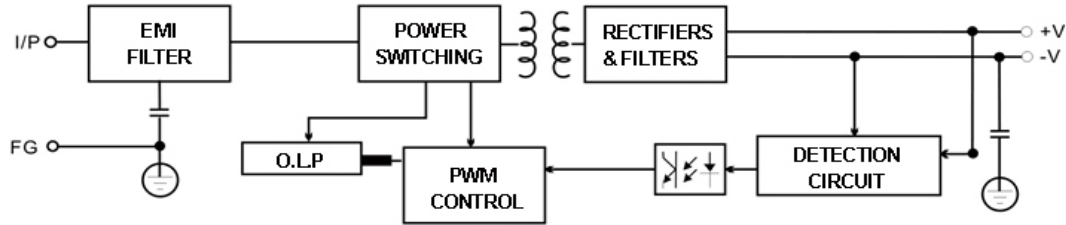


- Features:
- 100-240V AC input
- Single Output
- high efficiency
- 100% full load bur-in test
- Protection: OTP,OLP,OVP,SCP
- CE ROHS Certified
- 3 year warranty

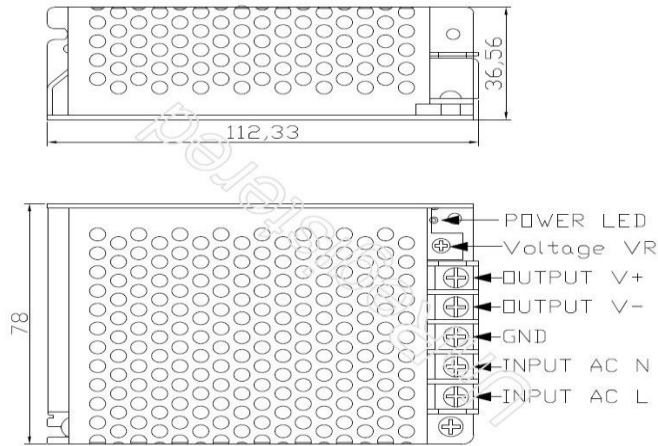
Specifications

Product Code		PS100-W1V5	PS100-W1V12	PS100-W1V24
Output	DC Voltage	5V	12V	24V
	Rated Current	20A	8.3A	4.15A
	Current Range	0~20A	0~8.3A	0~4.15A
	Voltage tolerance	±5%	±5%	±5%
	Rated Power	100W	100W	100W
	Ripple & Noise	<50mVp-p	<120mVp-p	<240mVp-p
	Set-up, Rise Time	1500ms, 30ms / 230VAC		
Input	Input voltage range	100-240 VAC		
	Frequency Range	50~60Hz		
	AC Current	1.8A / 115VAC; 0.9A / 230VAC		
	Efficiency	80%	85%	88%
	PF	0.6		
Protection	Over Load	Above 110%-150% of rated power Shut-down output voltage, auto recovery after fault condition is removed		
	Over Voltage	Above Max. Voltage (105% of rated voltage) Shut-down output voltage, auto recovery after fault condition is removed		
	Over Temperature	Over 130°C detected on main IC control Shut-down output voltage, auto recovery after fault condition is removed		
Ambiant	Working Temp. & humidity	"-20°C~+60°C, 20%~90%RH		
	Storage temp. & humidity	"-40°C~+85°C, 10%~95%RH		
Tesings	Withstand voltage	I/P-O/P: 1.5KVAC/1min; I/P-F/G: 1.5KVAC/1min; O/P-F/G: 0.5KVAC/1min;		
	Safety	GB4943 ;IEC60950-1; EN60950-1		
	EMC	EN55032:2015/AC:2016 EN61000-3-2:2014 EN61000-3-3:2013 EN55024:2010+A1:2015		
	LVD	EN60950-1:2006+A11:2009+A1:2010+A12:2011+A2:2013		
Other	Lifespan	20000hrs		
	Demension(L*W*H)	129*98*40mm	111*78*36mm	
	Packing	0.3kg/pcs, 48pcs/27kg/CTN	0.3kg/pcs, 63pcs/27kg/CTN	
Note	1, The above mentioned data were measured at 230VAC input and 25°C. 2, Dis-connect the AC input before checking any mal-phenomenons. 3, Make sure the INPUT&OUPUT were in right situation before connected to power supply. 4, Datasheet for reference only. We suggest you take sampling before mass orders.			

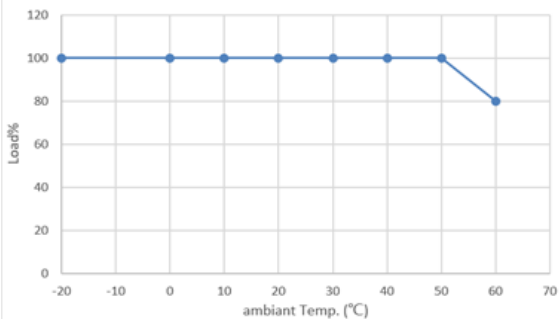
■ Block Diagram



■ Mechanical Specification



■ Temperature Derating Curve



■ Output Load VS Input Voltage

